

AMTEC

Applied Manufacturing Technologies, Inc.

Table Top Chain Conveyors



The modular AMTEC Table Top Chain Conveyor System SBF-P 2000 is ideal in material handling situations requiring parts movement to varying locations. Applications include the transportation of product in the bottling, food packaging, pharmaceutical or paint industries. Different subassemblies such as curves, transfers, incline and decline modules allow for the quick and economical manufacture of complex systems.

- Steel, plastic and fixtured chains available.
- Large variety of stand and side rail options
- Loads up to 150 kg (higher on request)
- Constant and variable speed packages
- Chain widths from 82 - 305 mm available
- Curves, transfers, incline and decline modules available





Table Top Chain Options

Steel or plastic, straight running or side flexing - with AMTEC you have more than just standard chains at your disposal. We strive to include a large variety of manufacturers to accommodate whatever requirements you might have.



Stands


Using our modular Profile System we are able to offer you an enormous variety of stand options, including height adjustable stands for easy system adjustments. Other options include, but are not limited to, floor mounting brackets, rollers, casters and leveling pads



**System SBF-2000
Curve Segment**



**System SBF-2000
with parts transfer**



**System SBF-2000
Steel chain with
attachments.**

Website: www.amtecinc.com

Email : sales@amtecinc.com

APPLIED MANUFACTURING TECHNOLOGIES, INC.

3565 E. Enterprise Drive, Anaheim, CA 92807

Tel: 714-630-9530 Fax: 714-630-9531 Toll Free: 888-634-1143