

AMTEC

Applied Manufacturing Technologies, Inc.

Flat Belt Conveyors

System GUF- P MINI



AMTEC mini low profile (35mm) conveyors. Ideal for small part handling or slug removal. Available in three standard widths with a variety of drive and tail options.

- Flat Belt, Cleated Belt, Head and Center Drive models
- Loads up to 25 kg (higher on request)
- Constant and variable speed packages
- 75 mm, 100mm and 150mm widths
- 300 - 6,000 mm lengths
- Large variety of stand and side rail options

System GUF- P 2000



Our most popular and most versatile conveyor. Widths from 50 to 800 mm, a low profile 50 mm frame thickness, and a multitude of belt, drive, tail, stand and rail options. Over 16,000 sold worldwide.

- Flat Belt, Cleated Belt, Head and Center Drive models
- Loads up to 75 kg (higher on request)
- Constant and variable speed packages
- 50 - 800 mm widths (higher on request)
- 310 - 10,000 mm lengths
- Available as Incline Conveyor

System GUF- P 2041



AMTEC 2041 series conveyors are manufactured using our structural 40 x 80 mm profile. The result is a modular, heavy-duty frame. The dual T-slots offer many opportunities for attaching stands, hoppers, sensors and side rails, etc.

- Flat Belt, Cleated Belt, Head and Center Drive models
- Loads up to 150 kg (higher on request)
- Constant and variable speed packages
- 200 - 1,200 mm widths (in 100 mm increments)
- 500 - 10,000 mm lengths
- Lagged drive rolls

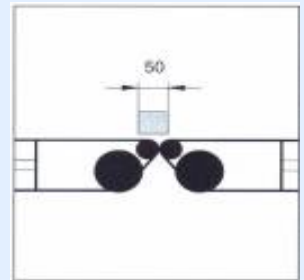
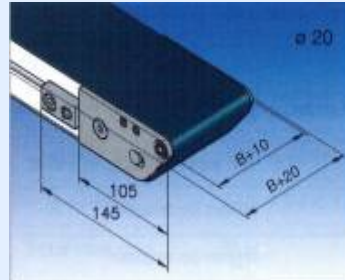
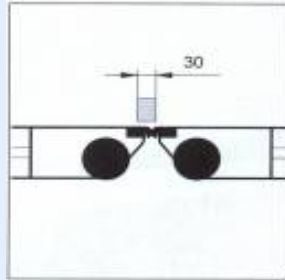
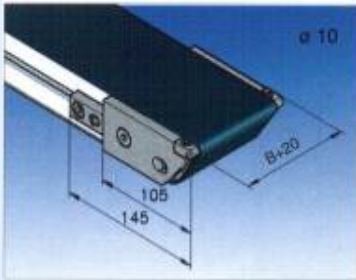
System KGF -P 2040



New belt curve conveyor system KGF-P 2040 is based on our Profile Series 40, and is compatible with all other AMTEC conveyor systems. The compact construction simplifies the integration of the conveyor within existing lines. The system features a 20mm rolling nose bar which allows for the transfer of small parts.

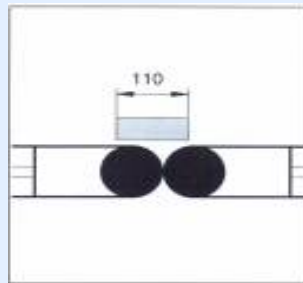
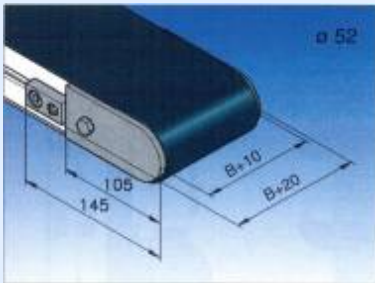
- Radius: 90°, 180°
- Center Drive. Loads up to 50 kg (higher on request)
- Constant and variable speed packages. Range is 5 to 80 m/min.
- 300 - 6,00 mm widths (in 100 mm increments)
- Automatic belt tensioning
- Quick belt change

Belt Returns GUF -P 2000



Fixed Transfer-Edge for transfer of small parts

Roller Transfer-Edge for transfer of small parts



Crown Roller Transfer

Website: www.amtecinc.com

Email : sales@amtecinc.com

APPLIED MANUFACTURING TECHNOLOGIES, INC.

3565 E. Enterprise Drive, Anaheim, CA 92807

Tel: 714-630-9530 Fax: 714-630-9531 Toll Free: 888-634-1143